


Individual Report		QCMD 2016 Chlamydia trachomatis DNA EQA Programme			 <small>Quality Control for Molecular Diagnostics</small>	
Catalogue Code: QAB004101	Ref Code: CTDNA16	Challenge: 2 of 2	Analysis Type: Qualitative	Dataset: 109345	Report UID: 4254/109345/613	Participant: DE182-01

Intended Results / Panel Composition

Sample Code	Sample Content	Matrix	Sample Relationships [1]	Detection Frequency [2]	Sample Status [3]	Percentage Correct (All) [4]	
						(%)	(n)
CTDNA16C2-01	C. trachomatis (LGV)	Urine	DS1_1	Frequently Detected	CORE	98.9	276
CTDNA16C2-02	C. trachomatis (Non-LGV)	Urine		Frequently Detected	CORE	98.2	276
CTDNA16C2-03	C. trachomatis (LGV)	Simulated Swab		Detected	EDUCATIONAL	86.2	276
CTDNA16C2-04	C. trachomatis (LGV)	Urine	DS1_2	Frequently Detected	CORE	96.4	276
CTDNA16C2-05	C. trachomatis (LGV)	Simulated swab		Frequently Detected	CORE	96.7	276

[1] **Sample Relationships:** Indicates the relationships of the samples within this challenge. Dilution series are indicated by 'DS1' with each panel member in the dilution series represented by a number in order of titre, where DS1_1 represents the highest titre within that dilution series. Further dilution series are indicated by 'DS2' 'DS3' etc. If one duplicate pair is present this is indicated by 'D1'. Further duplicate pairs are indicated by 'D2', 'D3' etc.

[2] **Detection Frequency:** To aid qualitative analysis each panel member is assigned a frequency of detection. This is based on the peer group consensus of all qualitative results returned from participants within the EQA challenge / distribution.

[3] **Sample Status:** EQA samples are defined as "CORE" or "EDUCATIONAL". Core proficiency samples are reviewed by the QCMD Scientific Expert(s). This is on the basis of scientific information, clinical relevance, current literature and, where appropriate, professional clinical guidelines. Participating laboratories are expected to report core proficiency samples correctly within the EQA challenge / distribution.

[4] **Percentage Correct (All):** Percentage of datasets (%) reporting the correct qualitative result and the total number of datasets (n) reported for each panel member.

For further details please refer to the current participant manual.


Your Summary Results

EQA Assessment Group [1]

Commercial

Core Panel Detection (Qualitative) Score [2]

0

Individual Report	QCMD 2016 Chlamydia trachomatis DNA EQA Programme				 Quality Control for Molecular Diagnostics	
Catalogue Code: QAB004101	Ref Code: CTDNA16	Challenge: 2 of 2	Analysis Type: Qualitative	Dataset: 109345	Report UID: 4254/109345/613	Participant: DE182-01

Sample Code	Qualitative Results			Your Quantitative Data (for information only) [3]		
	Percentage Correct (All) [4]	Your Result [5]	Detection Score [6]	Reported Value	Unitage	Cycle Threshold
CTDNA16C2-01	98.9	Positive	0		N/A	33.5
CTDNA16C2-02	98.2	Positive	0		N/A	36.6
CTDNA16C2-03	86.2	Positive	0		N/A	39.5
CTDNA16C2-04	96.4	Positive	0		N/A	36.85
CTDNA16C2-05	96.7	Positive	0		N/A	36.6

[1] **EQA Assessment Group:** To aid data analysis, participant results are grouped according to the molecular amplification/detection method specified within their molecular workflow for this challenge / distribution. For further details refer to the *Additional Information: Individual Panel Member Analysis* section of this report.

[2] **Core Panel Detection (Qualitative) Score:** An overall core panel detection score provided per challenge / distribution.

[3] **Quantitative Data (for information only):** This is the quantitative value, unitage and cycle threshold you provided when you submitted your results. For qualitative programmes this information is not used as part of your formal EQA assessment.

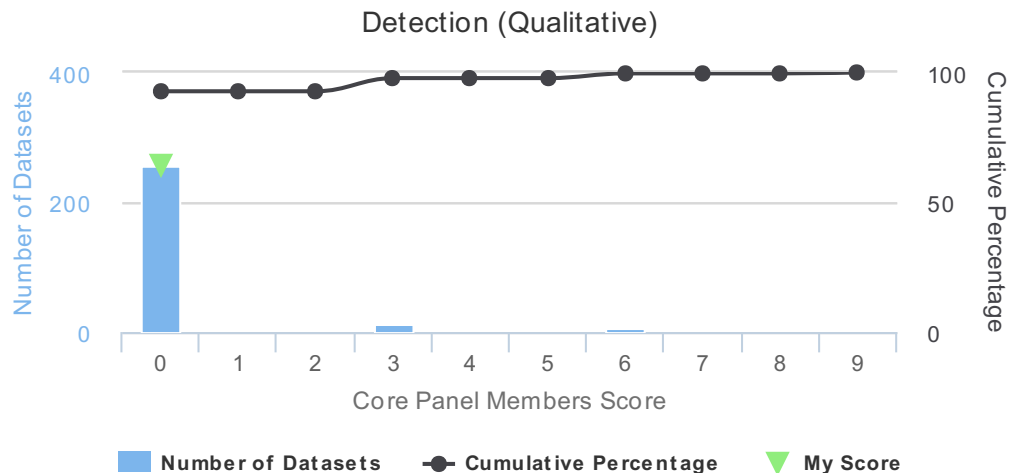
[4] **Percentage Correct (All)** Percentage of datasets (%) reporting the correct qualitative results for each panel member.


[5] **Your Result:** The qualitative result you reported for each sample within this EQA challenge / distribution.

[6] **Detection Score:** Your detection (qualitative) scores are based on the assigned detection frequency of each panel members, where 0 (zero) is "highly satisfactory" and 3 (three) is "highly unsatisfactory". Scores are provided for individual panel members.

For further details please refer to the current participant manual.

Core Panel Member Score Breakdown





Individual Report	QCMD 2016 Chlamydia trachomatis DNA EQA Programme				 <small>Quality Control for Molecular Diagnostics</small>	
Catalogue Code: QAB004101	Ref Code: CTDNA16	Challenge: 2 of 2	Analysis Type: Qualitative	Dataset: 109345	Report UID: 4254/109345/613	Participant: DE182-01

Core Panel Member Score Breakdown - Detection: This figure gives you a breakdown of the qualitative detection scores for all qualitative datasets returned within this EQA challenge / distribution independent of the EQA assessment group. Panel detection scores are generated from only those panel members that are defined as "CORE".

For further details please refer to the current participant manual.

My Workflow Details

The details of the workflow used to submit your results for this challenge.

Name	CT/NG Workflow double Kit (v2)
Description	Verwendung RealLine Chlamydia trachomatis / Neisseria gonorrhoeae REF VBD0457
Targets	<ul style="list-style-type: none"> B Chlamydia trachomatis B Neisseria gonorrhoeae
Assays	<ul style="list-style-type: none">  Extraction - Manual Extraction Process <ul style="list-style-type: none"> • Commercial <ul style="list-style-type: none"> ◦ Kit Manufacturer: <i>BIORON Diagnostics GmbH</i> ◦ Kit Type: <i>RealLine DNA Express REF VBC8899</i>  Amplification - DNA Technology - DTlite Real-Time PCR System <ul style="list-style-type: none"> • Commercial <ul style="list-style-type: none"> ◦ Kit Manufacturer: <i>BIORON Diagnostics GmbH</i> ◦ Kit Type: <i>RealLine Chlamydia trachomatis / Neisseria gonorrhoeae REF VBD0457</i> ◦ Kit Version: <i>not applicable</i>


Further Programme Details

Number of Participants	244
Number of Countries	35
Number of Respondents	235
Number of Datasets Submitted	276
Qualitative Results Returned	276 (100.0%)

EQA Programme Aims

To assess the qualitative performance of participants' molecular assays in detecting *Chlamydia trachomatis* (*C. trachomatis*) at various concentrations.

To assess the ability of participants' molecular assays to correctly identify different *C. trachomatis* strains.

Individual Report	QCMD 2016 Chlamydia trachomatis DNA EQA Programme					
Catalogue Code: QAB004101	Ref Code: CTDNA16	Challenge: 2 of 2	Analysis Type: Qualitative	Dataset: 109345	Report UID: 4254/109345/613	Participant: DE182-01

Feedback and Enquiries

Participants are encouraged to read the QCMD Participants' Manual, which can be downloaded from the QCMD website.


Any queries about this report should be addressed to the QCMD Neutral Office (neutraloffice@qcmd.org).

Additional Information: Individual Panel Member Analysis (Qualitative)

Qualitative analysis for each panel member is provided in relation to your EQA assessment group. EQA assessment groups are established using the molecular workflow information reported by all participants within this EQA challenge / distribution. The principal level of assessment is at the individual method level which is defined based on your reported "amplification/detection method" and other laboratories using the same or similar amplification/detection methods.

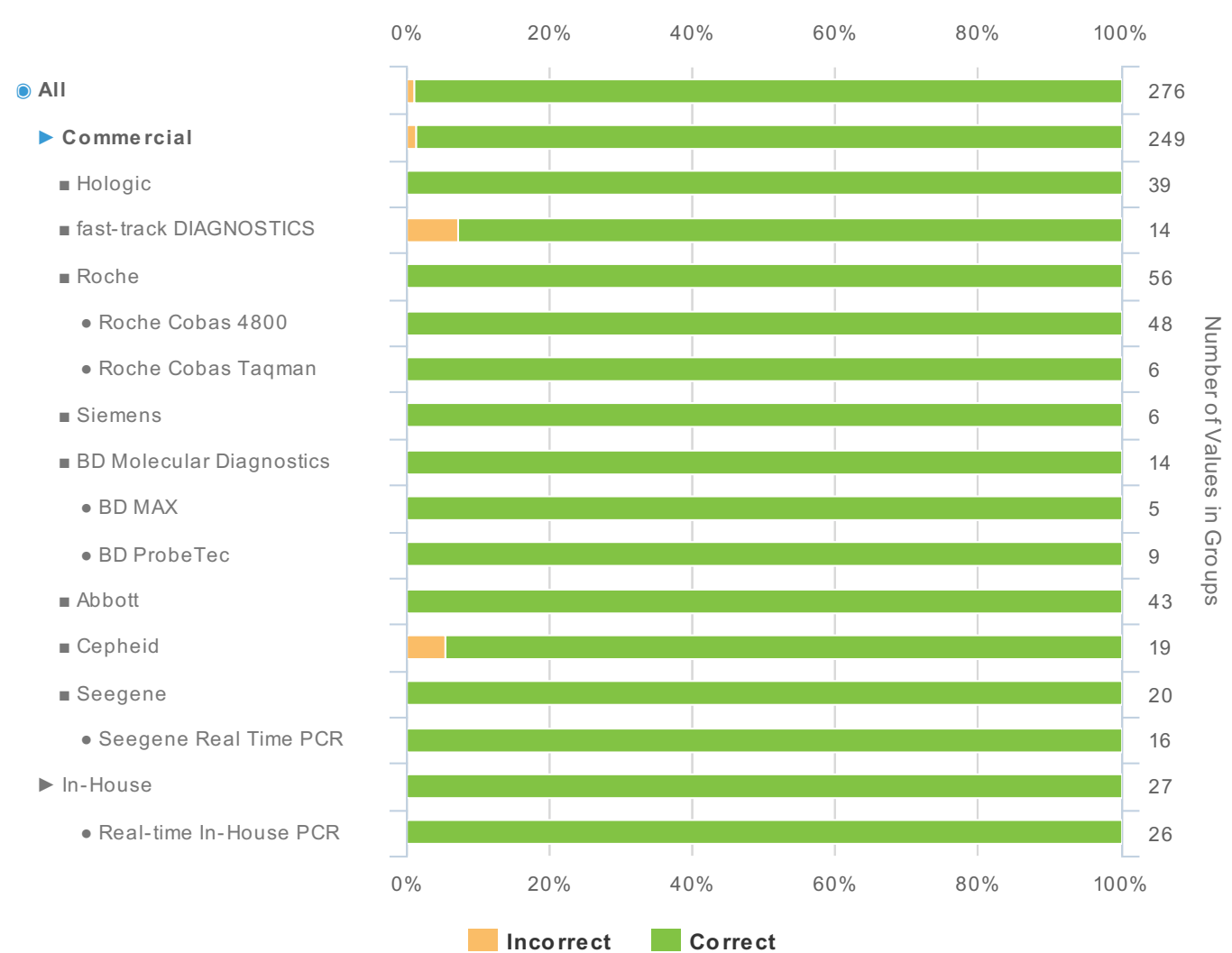
To allow meaningful assessment at the individual method level the EQA assessment group must consist of 5 or more datasets. If there are not sufficient datasets at the individual method level then your results will be included within a higher EQA assessment group based on whether it is a commercial or in house technology/method. The highest level assessment grouping is "All" participant reported qualitative results.


A breakdown of qualitative results reported by participants on each of the panel members within this EQA challenge / distribution is provided below. You can compare your results to those within your EQA assessment group and those obtained within other EQA assessment groups or to the overall consensus for each sample within this EQA challenge / distribution.

Individual Report		QCMD 2016 Chlamydia trachomatis DNA EQA Programme				 <small>Quality Control for Molecular Diagnostics</small>	
Catalogue Code: QAB004101	Ref Code: CTDNA16	Challenge: 2 of 2	Analysis Type: Qualitative	Dataset: 109345	Report UID: 4254/109345/613	Participant: DE182-01	

CTDNA16C2-01 - Qualitative Results Breakdown


Sample Code	Sample Content	Matrix	Sample Relationships	Detection Frequency	Sample Status	Percentage Correct All	
						(%)	(n)
CTDNA16C2-01	C. trachomatis (LGV)	Urine	DS1_1	Frequently Detected	CORE	98.9	276



Individual Report	QCMD 2016 Chlamydia trachomatis DNA EQA Programme				 <small>Quality Control for Molecular Diagnostics</small>	
	Catalogue Code: QAB004101	Ref Code: CTDNA16	Challenge: 2 of 2	Analysis Type: Qualitative	Dataset: 109345	Report UID: 4254/109345/613

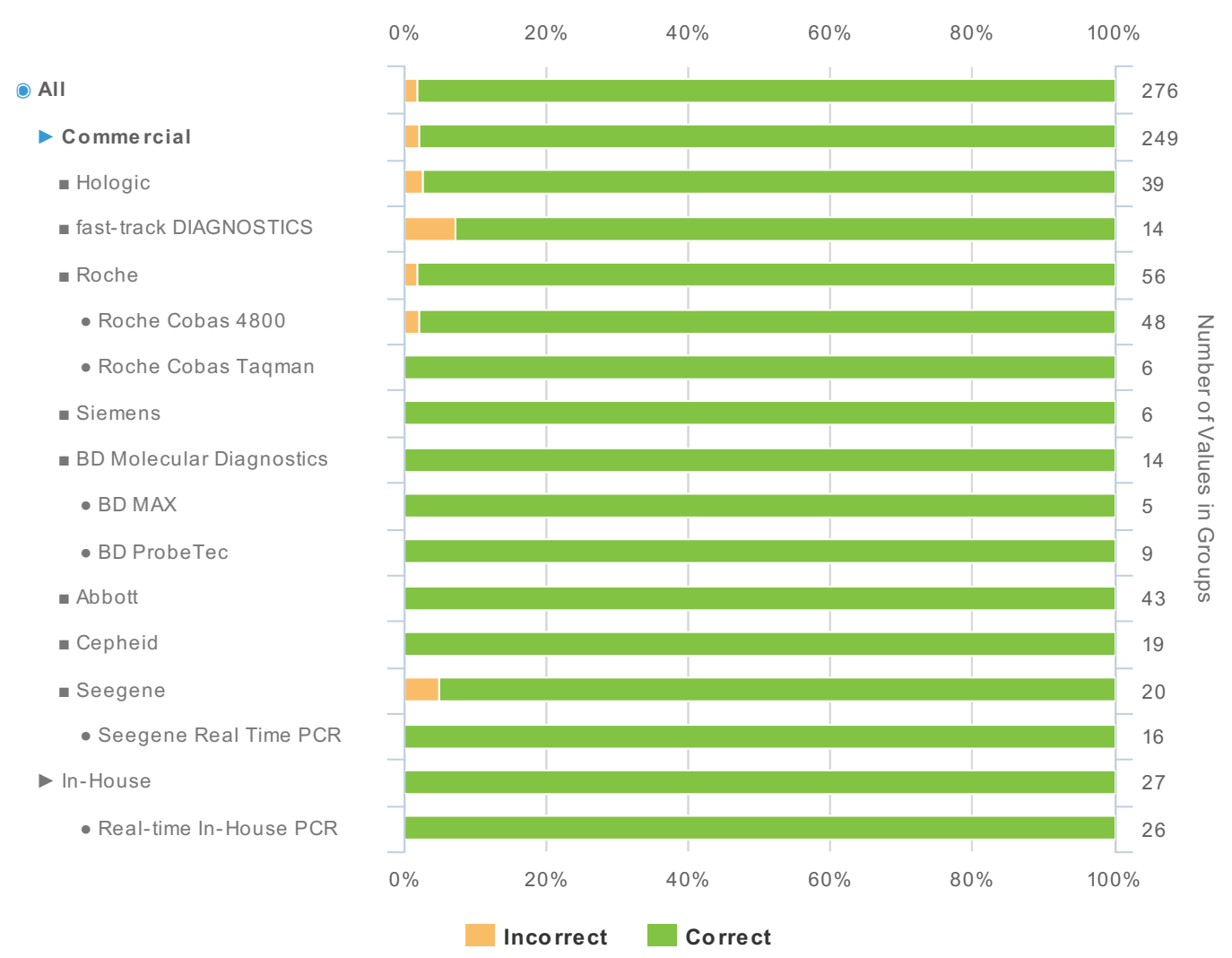
Groups below n=5: Roche - Roche Cobas Amplicor (n=2), Seegene - Seegene Seeplex (n=4), BIORON (n=1), BIORON - BIORON RealLine (n=1), ELITech Group (n=4), ELITech Group - Elitech Elite Real time kit (n=1), ELITech Group - Elitech Alert Real Time Q-PCR kit (n=3), EuroClone Diagnostica (n=2), EuroClone Diagnostica - EuroClone Duplica Real-time (n=2), Sacace (n=3), Sacace - Sacace Real TM (n=3), InterLabService (n=3), InterLabService - InterLabService AmpliSens (n=3), PrimerDesign (n=1), PrimerDesign - PrimerDesign Genesig (n=1), Goffin (n=2), Goffin - Goffin Presto (n=2), Randox (n=1), Randox - Randox Multiplex Array (n=1), Meridian Bioscience (n=1), Meridian Bioscience - Meridian Bioscience illumigene (n=1), AB Analitica (n=4), AB Analitica - AB Analitica REALQUALITY RQ (n=4), Clonit (n=1), Clonit - Clonit PCR Reagents (n=1), Hong Kong CH Gene (n=1), Hong Kong CH Gene - HK CH Gene Real Time PCR (n=1), Hain Lifescience (n=2), Hain Lifescience - Hain Lifescience FluoroType (n=2), Diagenode (n=4), Diagenode - Diagenode Real Time kit (n=4), GeneProof (n=4), GeneProof - GeneProof Real Time PCR kit (n=4), QIAGEN (n=3), QIAGEN - Qiagen Artus Real Time (n=3), Greiner bio one (n=1), Greiner bio one - Greiner bio-one (n=1), In-House - Conventional In-House PCR (n=1)


Groups Rolled Up: Hologic - Hologic Aptima (n=39), fast-track DIAGNOSTICS - FTD Real Time PCR (n=14), Siemens - Siemens Versant (n=6), Abbott - Abbott Realtime (n=43), Cepheid - Cepheid Xpert kit (n=19)

Individual Report		QCMD 2016 Chlamydia trachomatis DNA EQA Programme				 <small>Quality Control for Molecular Diagnostics</small>	
Catalogue Code: QAB004101	Ref Code: CTDNA16	Challenge: 2 of 2	Analysis Type: Qualitative	Dataset: 109345	Report UID: 4254/109345/613	Participant: DE182-01	

CTDNA16C2-02 - Qualitative Results Breakdown


Sample Code	Sample Content	Matrix	Sample Relationships	Detection Frequency	Sample Status	Percentage Correct All	
						(%)	(n)
CTDNA16C2-02	C. trachomatis (Non-LGV)	Urine		Frequently Detected	CORE	98.2	276



Individual Report	QCMD 2016 Chlamydia trachomatis DNA EQA Programme					
Catalogue Code: QAB004101	Ref Code: CTDNA16	Challenge: 2 of 2	Analysis Type: Qualitative	Dataset: 109345	Report UID: 4254/109345/613	Participant: DE182-01

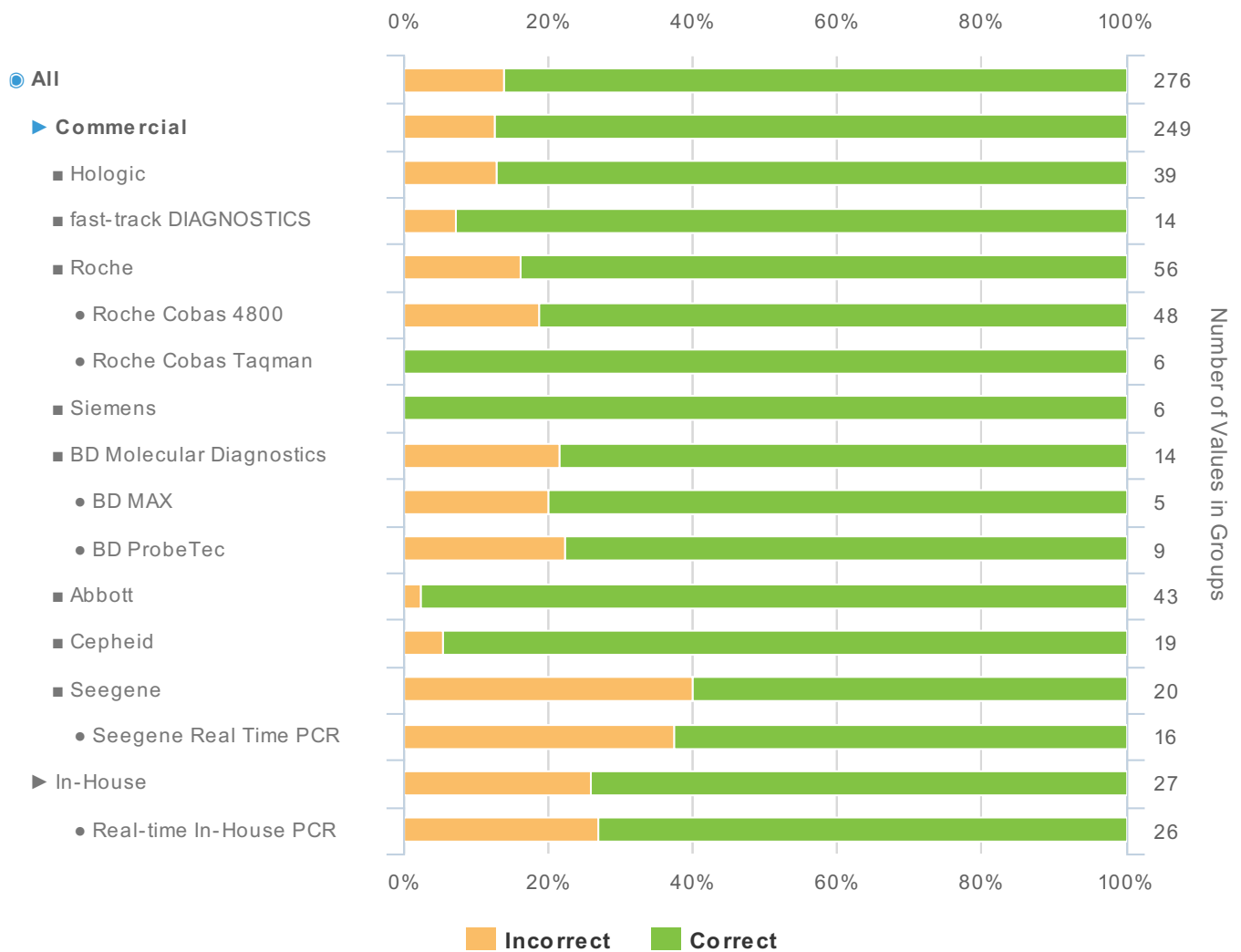
Groups below n=5: Roche - Roche Cobas Amplicor (n=2), Seegene - Seegene Seeplex (n=4), BIORON (n=1), BIORON - BIORON RealLine (n=1), ELITech Group (n=4), ELITech Group - Elitech Elite Real time kit (n=1), ELITech Group - Elitech Alert Real Time Q-PCR kit (n=3), EuroClone Diagnostica (n=2), EuroClone Diagnostica - EuroClone Duplica Real-time (n=2), Sacace (n=3), Sacace - Sacace Real TM (n=3), InterLabService (n=3), InterLabService - InterLabService AmpliSens (n=3), PrimerDesign (n=1), PrimerDesign - PrimerDesign Genesig (n=1), Goffin (n=2), Goffin - Goffin Presto (n=2), Randox (n=1), Randox - Randox Multiplex Array (n=1), Meridian Bioscience (n=1), Meridian Bioscience - Meridian Bioscience illumigene (n=1), AB Analytica (n=4), AB Analytica - AB Analytica REALQUALITY RQ (n=4), Clonit (n=1), Clonit - Clonit PCR Reagents (n=1), Hong Kong CH Gene (n=1), Hong Kong CH Gene - HK CH Gene Real Time PCR (n=1), Hain Lifescience (n=2), Hain Lifescience - Hain Lifescience FluoroType (n=2), Diagenode (n=4), Diagenode - Diagenode Real Time kit (n=4), GeneProof (n=4), GeneProof - GeneProof Real Time PCR kit (n=4), QIAGEN (n=3), QIAGEN - Qiagen Artus Real Time (n=3), Greiner bio one (n=1), Greiner bio one - Greiner bio-one (n=1), In-House - Conventional In-House PCR (n=1)


Groups Rolled Up: Hologic - Hologic Aptima (n=39), fast-track DIAGNOSTICS - FTD Real Time PCR (n=14), Siemens - Siemens Versant (n=6), Abbott - Abbott Realtime (n=43), Cepheid - Cepheid Xpert kit (n=19)

Individual Report		QCMD 2016 Chlamydia trachomatis DNA EQA Programme					
Catalogue Code: QAB004101	Ref Code: CTDNA16	Challenge: 2 of 2	Analysis Type: Qualitative	Dataset: 109345	Report UID: 4254/109345/613	Participant: DE182-01	

CTDNA16C2-03 - Qualitative Results Breakdown


Sample Code	Sample Content	Matrix	Sample Relationships	Detection Frequency	Sample Status	Percentage Correct All	
						(%)	(n)
CTDNA16C2-03	C. trachomatis (LGV)	Simulated Swab		Detected	EDUCATIONAL	86.2	276



Individual Report	QCMD 2016 Chlamydia trachomatis DNA EQA Programme				 <small>Quality Control for Molecular Diagnostics</small>	
	Catalogue Code: QAB004101	Ref Code: CTDNA16	Challenge: 2 of 2	Analysis Type: Qualitative	Dataset: 109345	Report UID: 4254/109345/613

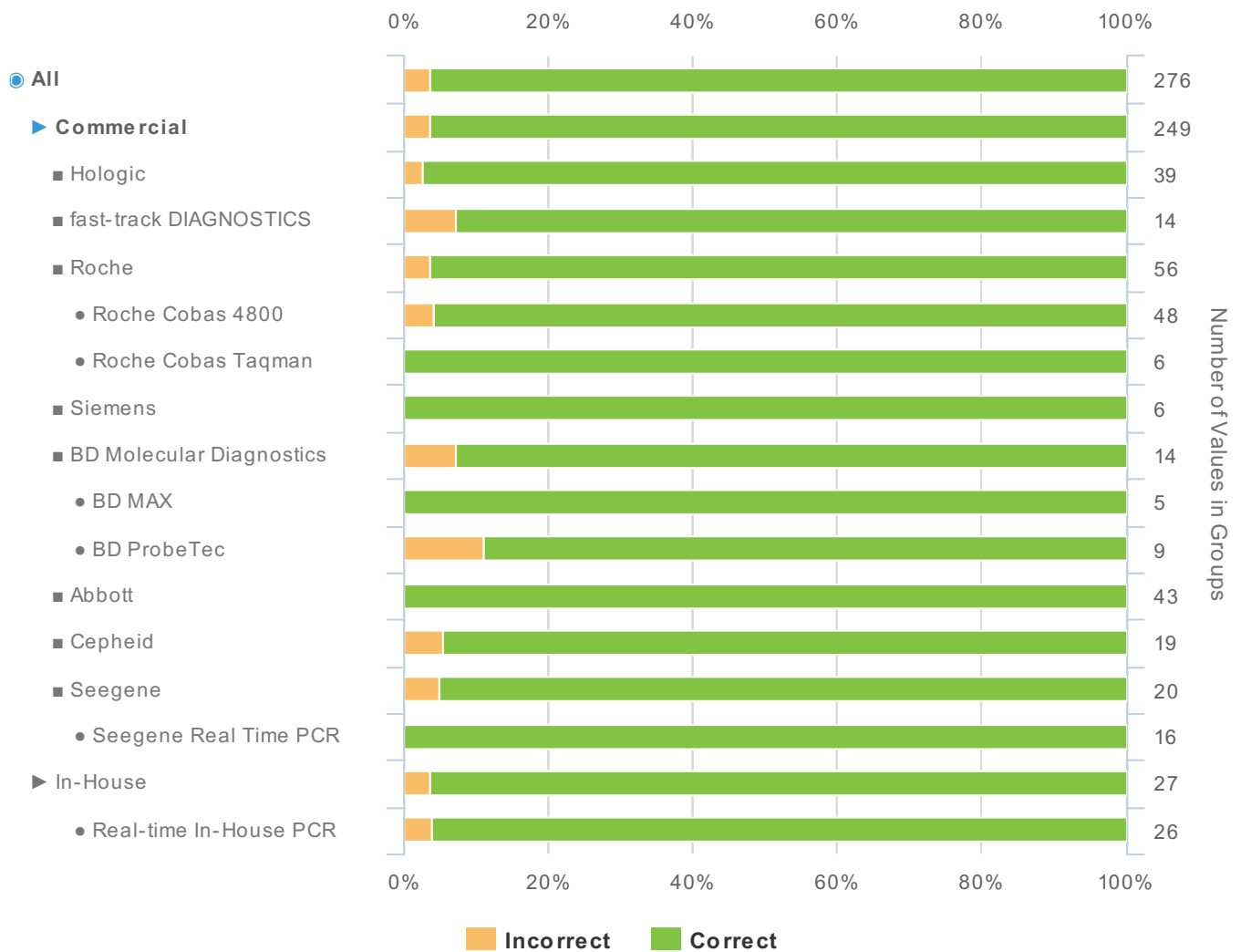
Groups below n=5: Roche - Roche Cobas Amplicor (n=2), Seegene - Seegene Seeplex (n=4), BIORON (n=1), BIORON - BIORON RealLine (n=1), ELITech Group (n=4), ELITech Group - Elitech Elite Real time kit (n=1), ELITech Group - Elitech Alert Real Time Q-PCR kit (n=3), EuroClone Diagnostica (n=2), EuroClone Diagnostica - EuroClone Duplica Real-time (n=2), Sacace (n=3), Sacace - Sacace Real TM (n=3), InterLabService (n=3), InterLabService - InterLabService AmpliSens (n=3), PrimerDesign (n=1), PrimerDesign - PrimerDesign Genesig (n=1), Goffin (n=2), Goffin - Goffin Presto (n=2), Randox (n=1), Randox - Randox Multiplex Array (n=1), Meridian Bioscience (n=1), Meridian Bioscience - Meridian Bioscience illumigene (n=1), AB Analytica (n=4), AB Analytica - AB Analytica REALQUALITY RQ (n=4), Clonit (n=1), Clonit - Clonit PCR Reagents (n=1), Hong Kong CH Gene (n=1), Hong Kong CH Gene - HK CH Gene Real Time PCR (n=1), Hain Lifescience (n=2), Hain Lifescience - Hain Lifescience FluoroType (n=2), Diagenode (n=4), Diagenode - Diagenode Real Time kit (n=4), GeneProof (n=4), GeneProof - GeneProof Real Time PCR kit (n=4), QIAGEN (n=3), QIAGEN - Qiagen Artus Real Time (n=3), Greiner bio one (n=1), Greiner bio one - Greiner bio-one (n=1), In-House - Conventional In-House PCR (n=1)


Groups Rolled Up: Hologic - Hologic Aptima (n=39), fast-track DIAGNOSTICS - FTD Real Time PCR (n=14), Siemens - Siemens Versant (n=6), Abbott - Abbott Realtime (n=43), Cepheid - Cepheid Xpert kit (n=19)

Individual Report		QCMD 2016 Chlamydia trachomatis DNA EQA Programme				 <small>Quality Control for Molecular Diagnostics</small>	
Catalogue Code: QAB004101	Ref Code: CTDNA16	Challenge: 2 of 2	Analysis Type: Qualitative	Dataset: 109345	Report UID: 4254/109345/613	Participant: DE182-01	

CTDNA16C2-04 - Qualitative Results Breakdown

Sample Code	Sample Content	Matrix	Sample Relationships	Detection Frequency	Sample Status	Percentage Correct All	
						(%)	(n)
CTDNA16C2-04	C. trachomatis (LGV)	Urine	DS1_2	Frequently Detected	CORE	96.4	276



Individual Report	QCMD 2016 Chlamydia trachomatis DNA EQA Programme				 <small>Quality Control for Molecular Diagnostics</small>	
	Catalogue Code: QAB004101	Ref Code: CTDNA16	Challenge: 2 of 2	Analysis Type: Qualitative	Dataset: 109345	Report UID: 4254/109345/613

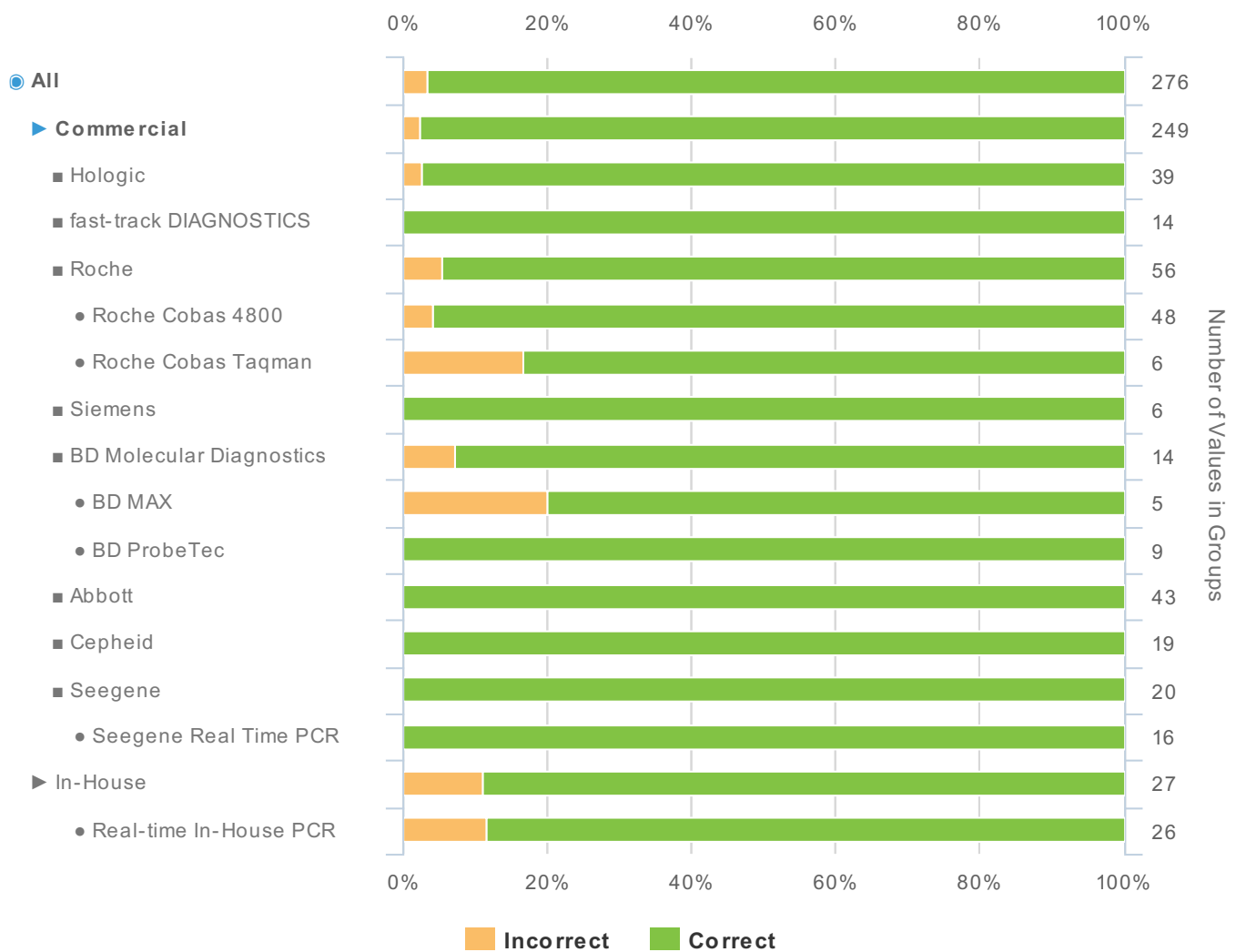
Groups below n=5: Roche - Roche Cobas Amplicor (n=2), Seegene - Seegene Seeplex (n=4), BIORON (n=1), BIORON - BIORON RealLine (n=1), ELITech Group (n=4), ELITech Group - Elitech Elite Real time kit (n=1), ELITech Group - Elitech Alert Real Time Q-PCR kit (n=3), EuroClone Diagnostica (n=2), EuroClone Diagnostica - EuroClone Duplica Real-time (n=2), Sacace (n=3), Sacace - Sacace Real TM (n=3), InterLabService (n=3), InterLabService - InterLabService AmpliSens (n=3), PrimerDesign (n=1), PrimerDesign - PrimerDesign Genesig (n=1), Goffin (n=2), Goffin - Goffin Presto (n=2), Randox (n=1), Randox - Randox Multiplex Array (n=1), Meridian Bioscience (n=1), Meridian Bioscience - Meridian Bioscience illumigene (n=1), AB Analytica (n=4), AB Analytica - AB Analytica REALQUALITY RQ (n=4), Clonit (n=1), Clonit - Clonit PCR Reagents (n=1), Hong Kong CH Gene (n=1), Hong Kong CH Gene - HK CH Gene Real Time PCR (n=1), Hain Lifescience (n=2), Hain Lifescience - Hain Lifescience FluoroType (n=2), Diagenode (n=4), Diagenode - Diagenode Real Time kit (n=4), GeneProof (n=4), GeneProof - GeneProof Real Time PCR kit (n=4), QIAGEN (n=3), QIAGEN - Qiagen Artus Real Time (n=3), Greiner bio one (n=1), Greiner bio one - Greiner bio-one (n=1), In-House - Conventional In-House PCR (n=1)


Groups Rolled Up: Hologic - Hologic Aptima (n=39), fast-track DIAGNOSTICS - FTD Real Time PCR (n=14), Siemens - Siemens Versant (n=6), Abbott - Abbott Realtime (n=43), Cepheid - Cepheid Xpert kit (n=19)

Catalogue Code: QAB004101	Ref Code: CTDNA16	Challenge: 2 of 2	Analysis Type: Qualitative	Dataset: 109345	Report UID: 4254/109345/613	Participant: DE182-01
------------------------------	----------------------	----------------------	-------------------------------	--------------------	--------------------------------	--------------------------

CTDNA16C2-05 - Qualitative Results Breakdown

Sample Code	Sample Content	Matrix	Sample Relationships	Detection Frequency	Sample Status	Percentage Correct All	
						(%)	(n)
CTDNA16C2-05	C. trachomatis (LGV)	Simulated swab		Frequently Detected	CORE	96.7	276



Individual Report	QCMD 2016 Chlamydia trachomatis DNA EQA Programme					
	Catalogue Code: QAB004101	Ref Code: CTDNA16	Challenge: 2 of 2	Analysis Type: Qualitative	Dataset: 109345	Report UID: 4254/109345/613

Groups below n=5: Roche - Roche Cobas Amplicor (n=2), Seegene - Seegene Seeplex (n=4), BIORON (n=1), BIORON - BIORON RealLine (n=1), ELITech Group (n=4), ELITech Group - Elitech Elite Real time kit (n=1), ELITech Group - Elitech Alert Real Time Q-PCR kit (n=3), EuroClone Diagnostica (n=2), EuroClone Diagnostica - EuroClone Duplica Real-time (n=2), Sacace (n=3), Sacace - Sacace Real TM (n=3), InterLabService (n=3), InterLabService - InterLabService AmpliSens (n=3), PrimerDesign (n=1), PrimerDesign - PrimerDesign Genesig (n=1), Goffin (n=2), Goffin - Goffin Presto (n=2), Randox (n=1), Randox - Randox Multiplex Array (n=1), Meridian Bioscience (n=1), Meridian Bioscience - Meridian Bioscience illumigene (n=1), AB Analytica (n=4), AB Analytica - AB Analytica REALQUALITY RQ (n=4), Clonit (n=1), Clonit - Clonit PCR Reagents (n=1), Hong Kong CH Gene (n=1), Hong Kong CH Gene - HK CH Gene Real Time PCR (n=1), Hain Lifescience (n=2), Hain Lifescience - Hain Lifescience FluoroType (n=2), Diagenode (n=4), Diagenode - Diagenode Real Time kit (n=4), GeneProof (n=4), GeneProof - GeneProof Real Time PCR kit (n=4), QIAGEN (n=3), QIAGEN - Qiagen Artus Real Time (n=3), Greiner bio one (n=1), Greiner bio one - Greiner bio-one (n=1), In-House - Conventional In-House PCR (n=1)

Groups Rolled Up: Hologic - Hologic Aptima (n=39), fast-track DIAGNOSTICS - FTD Real Time PCR (n=14), Siemens - Siemens Versant (n=6), Abbott - Abbott Realtime (n=43), Cepheid - Cepheid Xpert kit (n=19)

QCMD © 2016. The QCMD EQA programme samples, associated reports and data generated during this programme are intended for External Quality Assessment (EQA) and Proficiency Testing (PT) purposes only. QCMD operates according to a strict Code of Practice which is in line with ISO/IEC 17043 and associated standards. Data reported in QCMD programmes is representative of a laboratory's standard diagnostic testing protocols irrespective of the technology they use. The data provided in the reports are based on technical information provided by the individual laboratories as part of the assessment process, as such it does not constitute a formal technology method comparison. All text and images produced by QCMD are the property of QCMD unless otherwise stated.

The reproduction and use of these materials is not permitted without the express written consent of QCMD. The use of the information provided in QCMD reports for commercial purposes is strictly prohibited.